

Class: _____

Name: _____

SCIENCE LAB SAFETY

On this page you will find three science lab safety activities. These activities are meant to be review. However, if there is something with which you are unfamiliar, please bring it to my attention.

Safe Practises

Below you will find a scene from a science lab. In this scene there are things that should not be happening. Preview the picture and then list three things that are not safe practises for the science lab.















Once everyone is done we will do an activity that involves naming more than three unsafe actions. Use any time you have now to find more unsafe actions.

Safety Symbols.

There are two sets of safety symbols that are law in Canada. These are WHMIS and HHPs.

What is the difference, why are there two sets? _____

Name each of the safety symbols, and indicate the name of both sets.

| | | | | | |
|---|---|---|---|---|---|
|  |  |  |  |  |  |
| | | | | | |
|  |  |  |  |  |  |
| | | | | | |

Safety Equipment

In science, many pieces of equipment can pose safety concerns. Below you will find images of a few pieces of equipment. List multiple safety concerns for each.





