


Plant Cells and Organelles

Today we will continue the work that was introduced last class, switching activities. Based on our groupings from last class, please obtain a copy of the proper worksheet and follow the instructions.


Group 1

Please take a copy of "Cell Information", come to the front of the room, and wait for my instructions.



Group 2

Please take a copy of "Plant Cells - Onion Skin", go to the back of the room, and begin reading. I will join you shortly.



Organelles

Group 1:

Your job for today is to complete two tasks.

1. Complete the "Cells Information" sheet by using the supplied text books, "SciencePower 8." Many of these questions are review, and the information should be fairly quickly found because I have indicated page numbers.
2. Study information on cell organelles by using the digital flashcards I have prepared for you. These flashcards may be found at:

<http://www.flashcardmachine.com/3318576/p66f>

I will quickly show you how to use them now, you are then to use any time you have, after completing the worksheet, to use these flashcards. You may do this individually, or in a group of up to four.

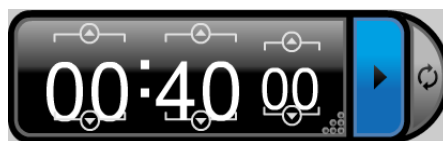
Plant Cells and Organelles

Group 1

1. Complete worksheet
2. Check with a partner
3. Study organelle information online
4. Quiz yourself with the online tool
5. Quiz with a partner/group

Group 2

1. Read activity sheet
2. Prep onion skin wet-mount
3. Draw a group of cells at low magnification
4. Draw a single cell at high magnification



At this point you should be done both activities. Please be sure not to misplace your work.

Attachments

2-7 Cells Questions.pdf

2-7 Onion Skin.pdf