


Plant Cells and Organelles

Today we will be dividing the class in half, both halves will perform different activities. We will then switch next class, so that by the end of the two periods, each of you has done both.


Group 1

Please take a copy of "Plant Cells - Onion Skin", go to the back of the room, and begin reading. I will join you shortly.



Group 2

Please take a copy of "Cells Information", come to the front of the room, and wait for my instructions.



Organelles

Group 2:

Your job for today is to complete two tasks.

1. Complete the "Cells Information" sheet by using the supplied text books, "SciencePower 8." Many of these questions are review, and the information should be fairly quickly found because I have indicated page numbers.
2. Study information on cell organelles by using the digital flashcards I have prepared for you. These flashcards may be found at:

<http://www.flashcardmachine.com/3318576/p66f>

I will quickly show you how to use them now, you are then to use any time you have, after completing the worksheet, to use these flashcards. You may do this individually, or in a group of up to four.

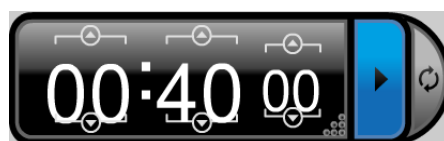
Plant Cells and Organelles

Group 1

1. Read activity sheet
2. Prep onion skin wet-mount
3. Draw a group of cells at low magnification
4. Draw a single cell at high magnification

Group 2

1. Complete worksheet
2. Check with a partner
3. Study organelle information online
4. Quiz yourself with the online tool
5. Quiz with a partner/group



Next class you will be switching activities. Please be sure not to misplace your work from today. Please bring your phone again next class.

Attachments

2-7 Cells Questions.pdf

2-7 Onion Skin.pdf