


_____ Name:



My Plant Book

Discussion:



Is sunlight important to plants? _____


What happened to the plant without sunlight?

What else is important to plants?

Why did we water both plants?

























The Experiment:

- One plant will be placed near a window. This plant will get a lot of sunlight.
- One plant will be placed in a dark area. This plant will not get very much sunlight.
- Both plants will be watered everyday.
- We will compare the plants every week for three weeks.



Results:

Circle the picture that best explains the health of each plant.

Time	Plant 1 - Sunlight			Plant 2 - Darkness		
Start						
After 1 Week						
After 2 Weeks						
After 3 Weeks						



After Three Week:

Draw both of the plants, as they looked after one week. Remember to use a lot of colour.

Plant 1 – Sunlight

Plant 2 – Darkness




Start of Experiment:

Draw both of the plants, as they looked at the start of the experiment. Remember to use a lot of colour.

Plant 1 – Sunlight

Plant 2 – Darkness

After One Week:



Draw both of the plants, as they looked after one week. Remember to use a lot of colour.

Plant 1 – Sunlight



Plant 2 – Darkness



After Two Weeks:



Draw both of the plants, as they looked after two weeks. Remember to use a lot of colour.

Plant 1 – Sunlight



Plant 2 – Darkness

